

SPECIFICATIONS

	CTS-661	CTS-662R10
Angle Measurement		
Accuracy ISO 17123-3	1"	2"
Detection Method	Horizontal: Dual	Vertical: Dual
Measurement Method	Absolute Encoding	
Diameter of the Absolute Encoding Disk (Horizontal/Vertical)	79mm	
Minimum Reading	0.1"/ 1" Optional	
Distance Measurement		
Max. Range	Reflectorless	1000m
	1 Prism	3.5km/ under good condition 4.0km
	3 Prism	5.0km
	Sheet	1.0km
Accuracy	Reflectorless 0-300m 3mm+2ppm, 300-600m 5mm+2ppm, >600m 10mm+2ppm	
Reading	Reflector	$\pm(2+2\text{ppm}\times D)$ mm
Measuring Time	Fine Mode: <2s; Tracking Mode: <0.25s; Repeat: <0.35s	
Atmospheric Correction	Auto Correction	
Prism Constant	Auto Correction	
Telescope		
Image	Erect	
Length	152mm	
Effective Aperture	45mm, (DTM: 47mm)	
Magnification	30 X	
Field of View	1° 30'	
Minimum Focus	3"	
Minimum Focussing Distance	1m	
Reticle Illumination	Adjustable	
Automatic Compensator		
System	Dual Axis Liquid-electric Sensor Compensation	
Working Range	$\pm 6'$	
Accuracy	1"	
Sensitivity of Vial		
Plate Vial	30" / 2mm	
Circular Vial	8' / 2mm	
Optical Plummet		
Image	Erect	
Magnification	3 X	
Focusing Range	0.3m~∞	
Field of View	5°	
Laser plummet (optional)	5 levels adjustable	
General		
Display	3.7 inches LCD, 320×240 dpi Touch Screen backlight, contrast adjustment	
Keyboard	Alphanumeric Keyboard/ 30 keys with backlight	
EDM Trigger Key	Quick Measure Key located on side cover	
Laser pointer	Easy to find target	
Guide light (optional)	Indicates correct position fast and easy	
Bluetooth	Easier way to transfer data and connect with controller	
Communication		
Camera	3.2MP, available on CTS-662i	
SD card	Supportable	
Serial I/F Port	USB flash disk/ RS-232C(6pin)/ USB Mini-B/ SD card/ BLUETOOTH	
On-board Battery		
Power Supply	Rechargeable Lithium Battery	
Voltage	7.4 VDC	
Operating Time	Operating Period with Single Angle and Measurement every 30 seconds 14 hours	
Physical		
Dimension	L216×W200×H350 mm	
Weight(without battery)	5.2Kg	
IP Standard	IP65	
Data Storage	Internal Memory	98M, ready for 833,000 data blocks
	External Memory	SD Card 4GB, ready for approx. 34,000,000 data blocks 8G USB Flash disk, ready for approx. 68,000,000 data blocks
Working Temperature	-20°C~50°C	

PACKAGE COMPONENTS



Standard package components

- Total Station CTS-662R10/661
 - Rechargeable Battery LI-39 x2
 - Battery Charger & Adaptor
 - Communication Cable KE-203
 - User Manual (E-Copy)
 - SD Card
 - Tools Kit
 - Dryer
 - Carrying Case
 - Mini USB Cable
 - Reflector Sheet
 - Belt for Case
- Optional Accessories**
- Solar Filter
 - Diagonal Eyepiece DFT-2RT

OPTIONAL ACCESSORIES



Single Prism Set



Mini Prism System TPSmini112A

dealer info



CTS-662R10/661

Reflectorless Total Station

New Arrival



- 1"/2" Accuracy for Angle Measurement
- 1000m Reflectorless Range
- Fast and Powerful EDM
- Ultra-clear Touch Screen
- Bluetooth Technology
- 3MP Camera (Optional feature)



GUANGDONG KOLIDA INSTRUMENT CO., LTD.

Add: 7/F, South Geo-information Industrial Park, No.39 Si Cheng Road, Tian He IBD, Guangzhou 510663, China
Tel: +86-20-22139033 Fax: +86-20-22139032
Email: export@kolidainstrument.com market@kolidainstrument.com http://www.kolidainstrument.com

Your Best Work mate

Advanced Design With Superior Technology

KEY FEATURES



1"/2" Accuracy for Angle Measurement
1000m reflectorless measurement
Laser pointer, easy to find target




Data transfer and storage
 Flash disk and SD card,
 Mini USB.



Bluetooth
 BT 4.0, easy connect to data
 collector, gyroscope etc.




Concentrated ball bearing
 Solve axis jam, more stable and
 reliable.



T-P sensor, automatic correction



Long-Lasting Lithium Battery



EDM Trigger Key

Quick Measure Key locates at
 the side cover, which avoids any
 possible torque during the angle
 measurement. Especially ideal
 for gloved hands.

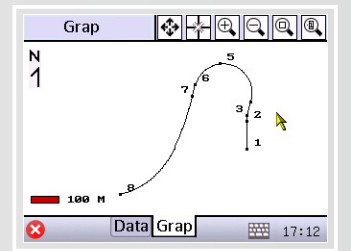
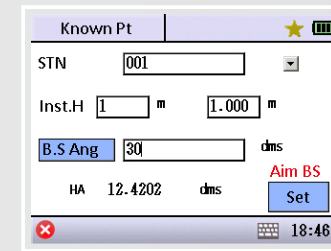
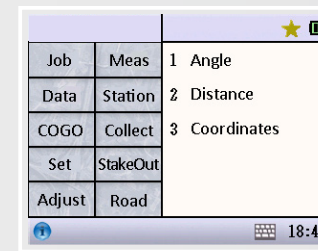
**Touch point keypad with
 backlights**
 Fast reaction and precise.

**Active screen back light
 Technologic**

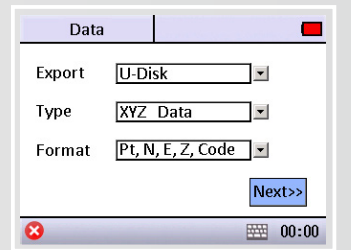
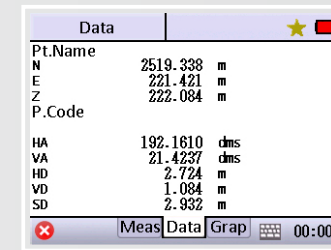
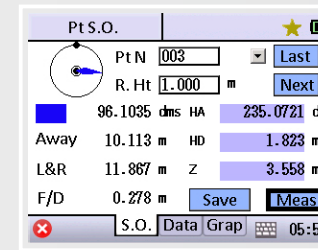
Double screen, operation on this
 side, other side will close backlight
 to save energy.

High resolution touch screen
 3.5 inch touch screen, transluence
 and semireflective design, 320*240,
 easy to read under sun shine.

SOFTWARE INTERFACE



Turning the complex professional
 job into graphical operation,
 intuitively and easily even for
 beginners.



APPLICATIONS



Construction Measurement
 Measure the corner and wall
 surface by yourself without
 setting the prism, the efficiency
 is improved



Dam Measurement
 For target within 500m, prisms are
 not required. The surveying work
 is easily finished

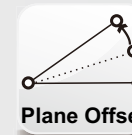

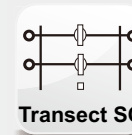
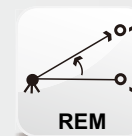
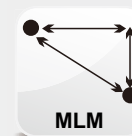


Shipbuilding Measurement
 Large shipbuilding surveying and
 positioning



Tunnel Measurement
 Be able to observe measuring
 point without prisms. Point-
 layout becomes easier

PROGRAMS



IMAGING FUNCTION



Imaging function is available on CTS-662i
 3.2 mega pixel camera in front of the EDM.
 Capture the color images of the points you
 measure at anytime. Images can be saved and
 post-processed with relevant point information.